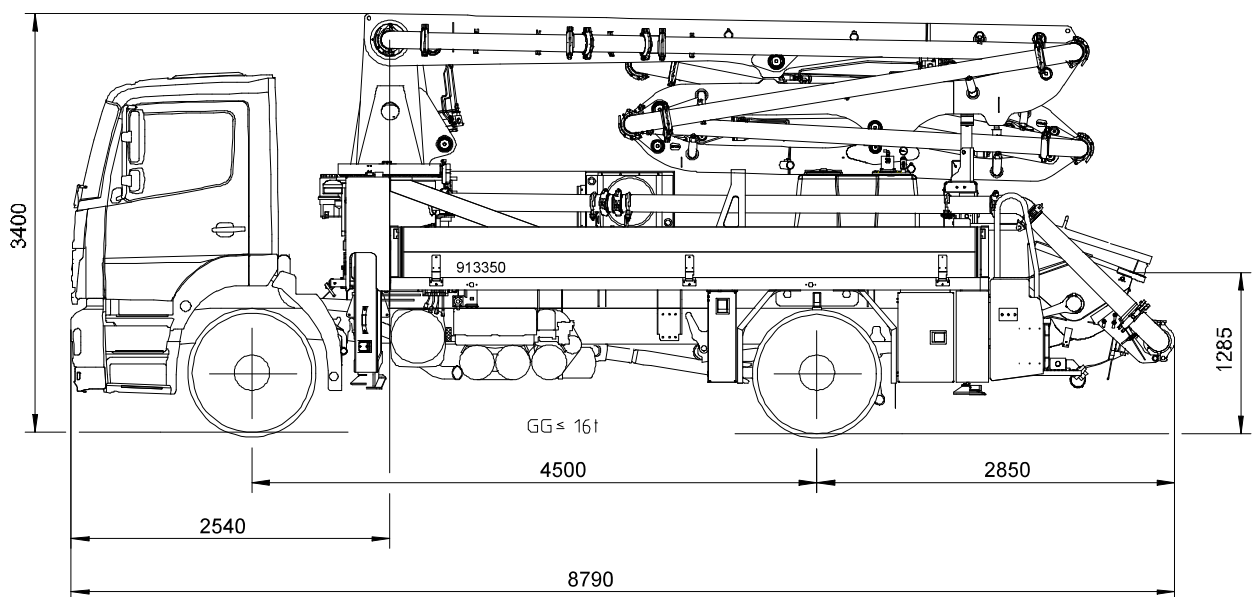
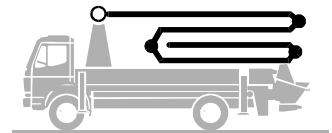


# Truck-mounted concrete pump

## BSF 20-4.09 H

Output up to 100 m<sup>3</sup>/h  
Delivery pressure up to 85 bar



Note: Standard version. Dimensions and weights depend on truck and equipment.  
Dimensions in mm, MB-Axor 1828 as example

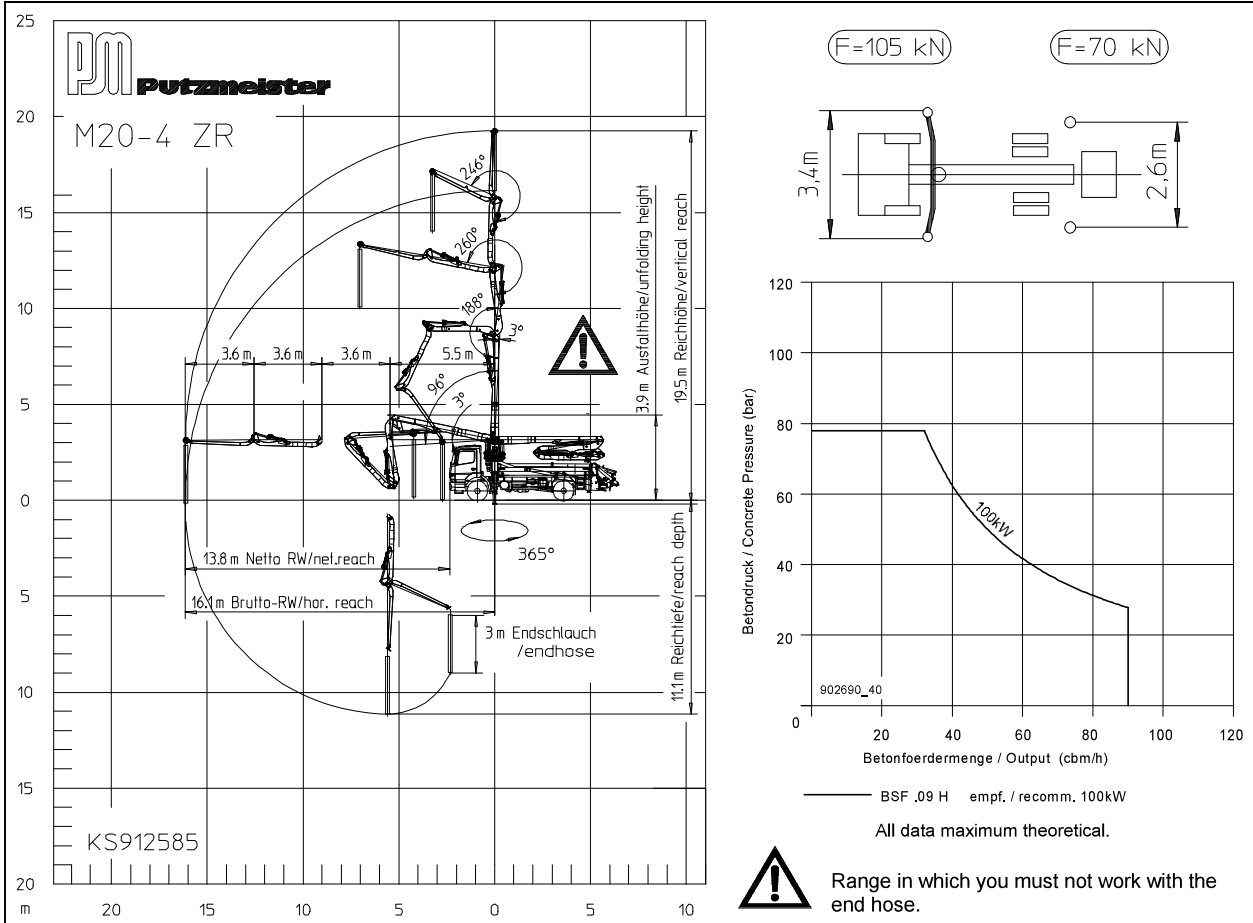
### Technical Data

Boom M 20-4		
Reach height	m	19.5
Horizontal reach	gross m	16.1
	net m	13.8
Reach depth max.	m	11.1
Unfolding height	m	3.9
End hose length	m	3
Number of arms	4	
Folding system	ZR-fold (ZR)	
Delivery line	DN 125/5.5	

Pump	BSF	.09 H
Output	m <sup>3</sup> /h	100
Delivery pressure	bar	85
Strokes	1/min.	26
Delivery cylinder	∅ mm	230
Stroke	mm	1400

All data maximum theoretical.

## Reach information diagram, Support, Performance diagram



## Delivery scope

	Standard	Options Package *	Options Package Plus		Standard	Options Package *	Options Package Plus
support plates 4x in magazine	●			traffic permission kit		●	●
concrete hopper RS 600 with agitator	●			splash guard foldable		●	●
diagnose interfaces, central for electric and hydraulic	●			central lubrication hopper, electrical		●	●
EOC (Ergonic output control)	●			horn at the boom		●	●
EPS (Ergonic pump system)	●			flashlights for 2 support legs front			●
EGD (Ergonic Graphic Display)	●			spotlights 2x for illumination support area front			●
radio remote control with display	●			high pressure water pump 100 bar with dry-run protection			●
remote control with 25 m cable	●			vibrator, electrical			●
central lubrication strip hopper	●			hard metal wear parts kit			●
rubber collar	●						
painting: arm assembly RAL 3020 signalred	●						
painting: pump MB 1227 chrome yellow	●						
flushing water pump 160 l/min 25 bar	●						
water tank	●						
concrete line DN125/5,5, 133x4	●						
concrete line DN125/5,5, PM 22 twin layer		●					
concrete line DN125/5,5, PM 252 Proline			●				

\* recommended in Europe

Please see quotation for exact serial delivery scope.